



FY 23

ANNUAL REPORT

FOR THE

WAVERLY PUBLIC LIBRARY

www.waverlyia.com/public-library
waverly@waverly.lib.ia.us





We kicked off our public fundraising initiative for the Make Room for Renewal project, a renovation and expansion of the existing Library building, with a National Library Week open house event in April 2023. The public joined us for a mini golf course that took them around the library and explained the exciting improvements and changes to come. So far, thanks to the the incredible generosity of our community, we've been able to raise just over \$1,000,000 in public gifts. Community members have held bake sales, donated their allowance savings, and given together as book clubs and civic organizations. We cannot wait to make this new era of the Waverly Public Library a reality, and thanks to our donors, it will be here before we know it!





SUMMER PROGRAMS

The 2023 summer theme was “All Together Now.” Librarians created programs to help participants explore the globe, including a weekly CultureAll Continent Festival, a Japanese cooking class, a presentation by an Iditarod musher, book clubs, weekly cooking classes for children and teens, and more!



122
events



4,254
attendees



639
registered
readers



2,007
hours read by
children alone





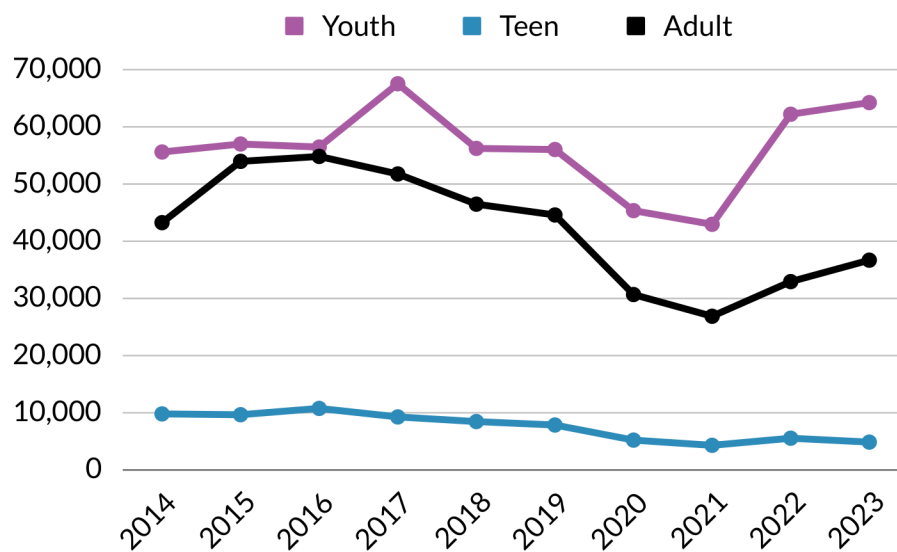
REACHING OUT

One of our primary goals as an organization remains community outreach and meeting the members of our community where they are with the services they need. FY2023 marked the continuation of one large piece of this goal, obtaining a bookmobile to provide mobile service. After facing several supply chain demands, we are very excited for the vehicle to make its appearance in the fall of 2023. The bookmobile will bring books, movies, programs, WiFi, and more out into the community to places like daycares, special events, nursing homes, schools, and many other locations. We also strengthened our collaborations with the W-SR schools in the past year, including the launch of Read 2 Go!, a reading incentive programs for middle schoolers. If students reach a set reading goal by a certain date, they qualify for special field trips or experiences as a reward.



FY 23 BY THE NUMBERS

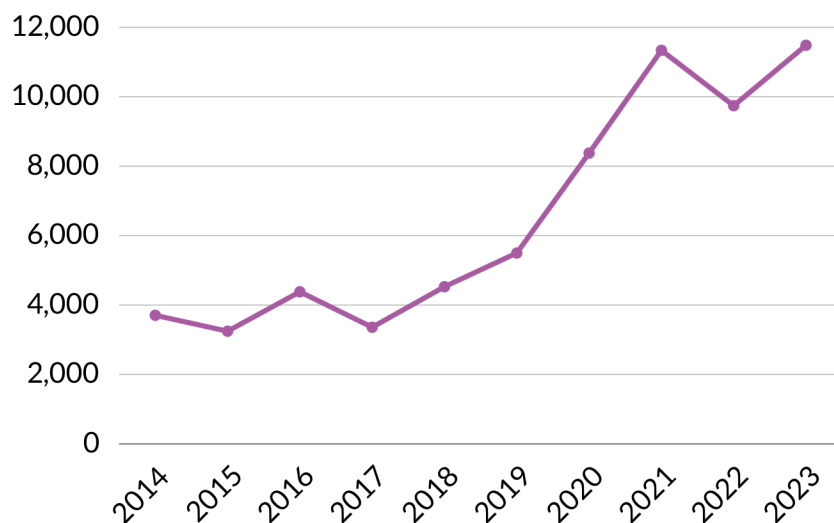
Total Physical Book Checkouts



For reference, youth books account for approximately 43% of the total printed book collection, teen books 6%, and adult books 51%.

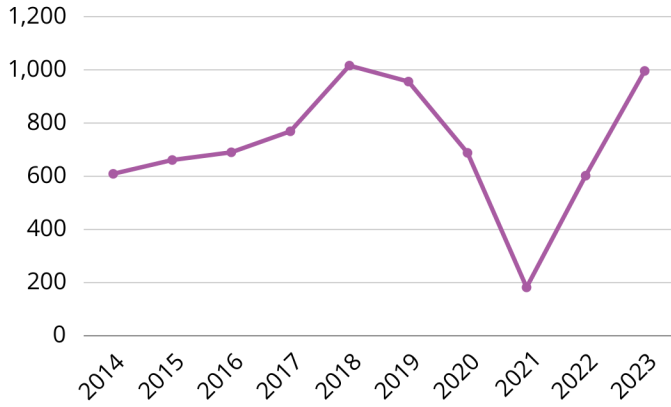
Total Digital Book & Audiobook Checkouts

Our closure during the pandemic played a huge role in increasing the public's awareness of our digital collection, and we are seeing that interest hold. Unfortunately, we do not have the data to be able to break these checkouts down into age groups.

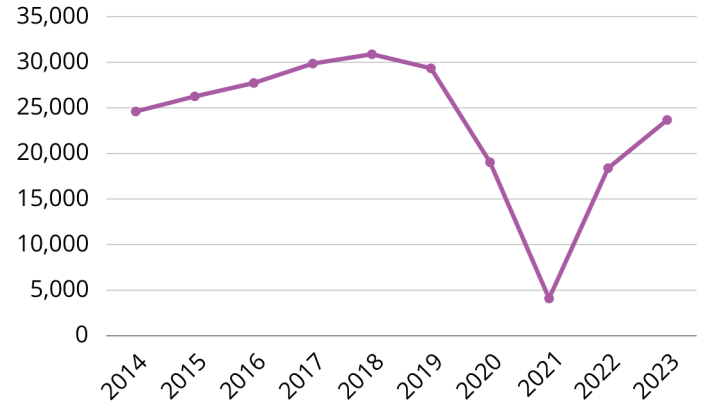


Library Programs Over Time

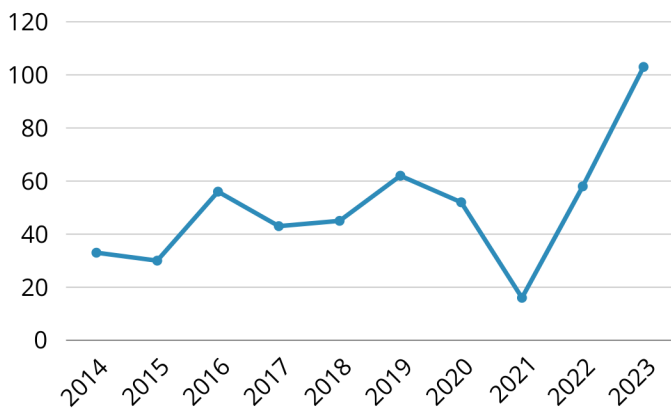
of Youth Programs



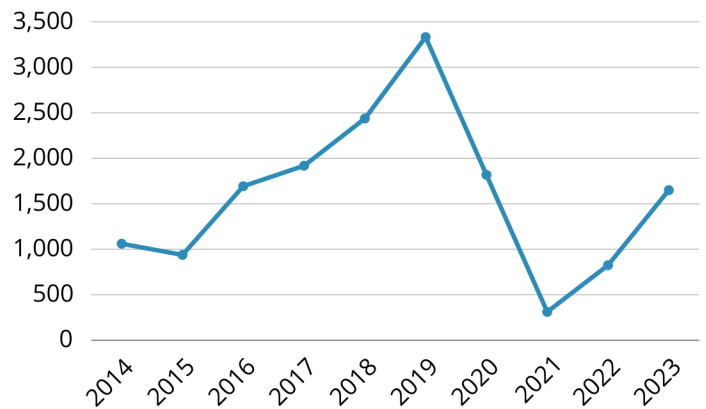
Youth Program Attendance



of Teen Programs



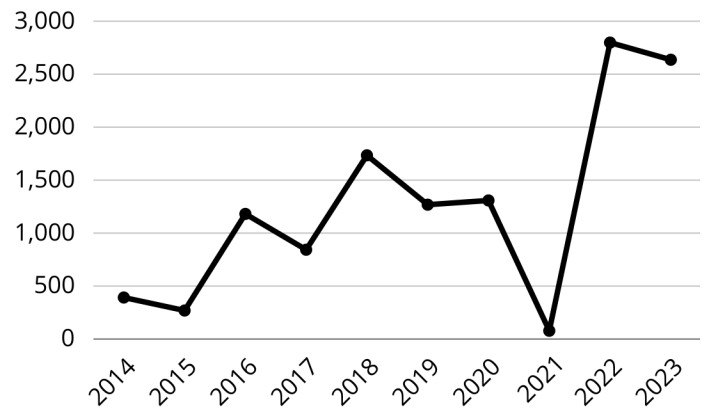
Teen Program Attendance



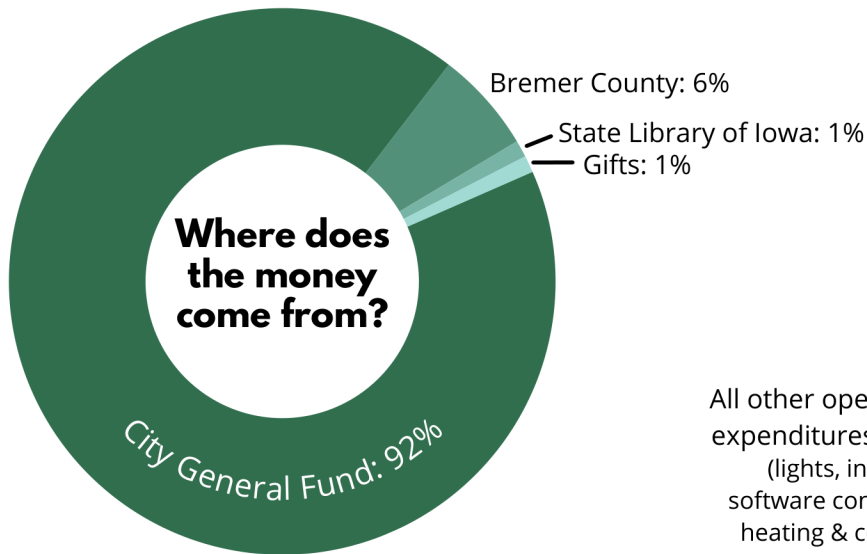
of Adult Programs



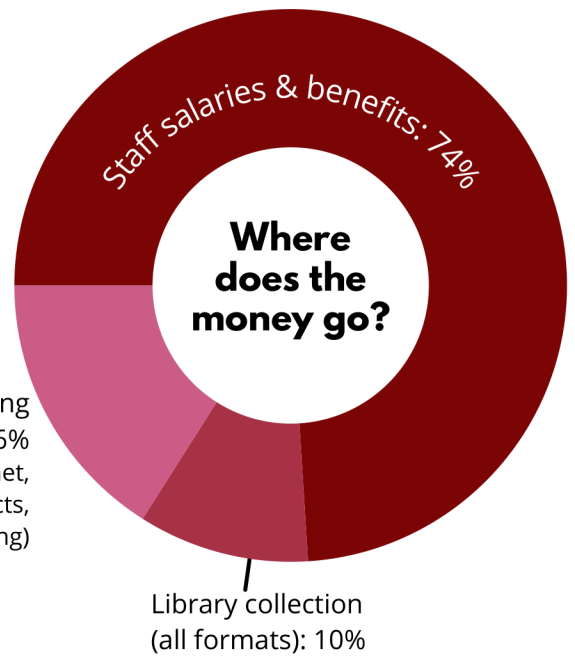
Adult Program Attendance




Operating Income & Expenditures



All other operating expenditures: 16%
(lights, internet, software contracts, heating & cooling)



Door Count:



FY19: 135,983
 FY20: 93,645
 FY21: 17,110
 FY22: 82,582
 FY23: 97,515

(FY20 & FY21 door counts affected by building closure due to COVID-19.)



Waverly Public Library Staff

Paid librarians FTE:	7.5
All other paid staff FTE:	4.5
Total paid staff FTE:	12